


Pupil Premium – How it works in Integris

Pupil Premium categories:

1. **Deprivation Pupil Premium** (based on Entitlement to Free School Meals (FSM))
2. **Service Children** (one or more parents are Category 1 personnel serving in the Military)
3. **Post Looked After** – pupil adopted from Local Authority care
4. **Early Years Pupil Premium (EYPP)** – based on deprivation for nursery year pupils only (not Reception pupils)
5. **Looked After Children** – in Local Authority care

1. Deprivation Pupil Premium (based on Entitlement to Free School Meals (FSM))

There are two data items that reflect FSM Entitlement and Deprivation Pupil Premium – both of which are located in the **Student Details > Entitlement screen**.

The FSM Entitlement Start field will contain a start date to indicate a child currently eligible for FSM and an FSM Entitlement End date field, which, if populated indicates when the eligibility had ended. When the FSM entitlement is still active, the pupil record is flagged with  on the Status bar of the pupil record.



Mo All (296) Year : 5 Class : 4A House : Not specified

FSM Eligibility

Start Date	End Date	UK Country
11 Feb 2020		England

School Lunch Taken on Census Day (Universal Infant FSM): No

Entitled to FSM: Yes
FSM Review Date:
FSM Entitlement Taken Up: No
Meal Type: Not Specified
Meal Number:
FSM Applicant: Not Recorded
Last FSM:


 

Pupil Premium Funding & Census Timeline



Each October Census newly 'eligible for FSM' pupils since the last October census are captured in the following October Census and added to the existing PP pupils to form the basis for funding in the next financial year.

The Pupil Premium Grant (categorised as Deprivation PP for FSM eligibility) box is automatically populated with information supplied by the DfE via a DfE PP Download file **imported into Integris**. The Deprivation Pupil Premium entry is updated with funding information and this automatically flags the pupil record's


Status bar with a  flag for any pupil newly added to the FSM Register (i.e. with a start date that falls in-between the October Census dates). The PP download file lags behind the start of the funding for the current financial year (i.e. 1st April).

Pupil Premium



Grant Start Date	Grant End Date	Grant Type
01 Apr 2021	31 Mar 2022	Deprivation Pupil Premium

The Status Bar of the pupil record will display the Entitled to FSM providing there is no FSM end date and the PP flag will continue to display if PP Grant entries appear in the Pupil Premium grant box.


You can have up to 4 situations representing Pupil Premium (PP) and FSM eligible children in your Integris:

1. PP Pupils who **are not currently** Eligible for FSM - these are pupils with the PP flag  only
*These pupils will have had a period(s) of FSM eligibility in the past and the school is funded for these pupils. A DfE download file imported into Integris will have 'switched on' the PP flag and populated funding details in the **Pupil Premium Grant** box (Entitlement screen) for each financial year since these pupils first became entitled to FSM. These pupils are included in your current financial year's funding for PP and will continue to be included for funding allocations in future years even though they may not be currently eligible for FSM.*


To search for PP Only pupils: In the *General Search* screen > Additional Info tab > *Entitled to FSM = False* and **DPP - Deprivation Pupil Premium Applies Any Year** (note: if selecting Any Pupil Premium, this will include Post Looked After and Service Children Pupil Premium if you have any)

2. PP pupils who **are currently** Eligible for FSM – these are pupils with the PP  flag AND FSM  flag
*These pupils are still eligible for FSM and the start date for eligibility will be a date on or before the last October census. A DfE download file imported into Integris will have ‘switched on’ the PP flag and populated funding details in the **Pupil Premium Grant** box for these pupils. These pupils are included in your current financial year’s funding for PP and will continue to be included for funding allocations in future years.*

To search for PP and FSM pupils: In the *General Search* screen > Additional Info tab > *Entitled to FSM = True* and **DPP - Deprivation Pupil Premium Applies Any Year**

3. Pupils who **are currently Eligible for FSM** – these are pupils with the FSM  flag only
These pupils are eligible for FSM and the start date for eligibility will be a date after the last October census reference date. These pupils are not ‘officially’ PP pupils as your school will not have received PP funding for them. These pupils will be captured in the next October census and will be included in the following year’s funding allocation for PP. These pupils will be flagged PP after the DfE download file is imported into Integris in the following June/July.

To search for Entitled to FSM Only pupils: In the *General Search* screen > Additional Info tab > *Entitled to FSM = True* and **DPP - Deprivation Pupil Premium Does Not Apply Any Year**

4. **New pupils to your school that were or currently are entitled to FSM** (on CTF import, they have a FSM start and/or end date(s)). If the FSM Start date without an end date is present, the FSM  flag will display on the status bar.
If the entry date to your schools falls BEFORE the October Census date for the current academic year, then the FSM details of your new pupil will be captured in the October census and the PP funding should be received in the following financial year (and the pupil details included in the PP Download file). The pupil record will show the FSM Flag until the PP Download file is imported into Integris and the PP flag will then show on the status bar.
If the entry date to your school falls AFTER the October Census date for the current academic year, then the FSM details of your new pupil will be captured in the NEXT October census of the following academic year. The PP funding will not be received until the start of the financial year within that academic year. The pupil record will only show the FSM Flag until the PP Download file is imported into Integris and the PP flag will then show on the status bar.

[Using the School-defined Pupil Premium flag – as any of the above four situations may apply, it is much easier for schools to use the School-defined PP indicator to flag ALL of the pupils who are effectively Pupil Premium through deprivation to enable to capture them all when searching for these pupils \(see *School Defined Pupil Premium overleaf*\).](#)

Finding out information about FSM and Pupil Premium in Integris

You can use **Find** in Speed Edit (*with Area set to FSM Entitlement Start*) or **Find** from the **General > Student Details** screen.

1. Find ALL the pupils who are **currently eligible for FSM**

In the *General Search* screen > **Additional Info** tab > **Entitled to FSM = True**

This will give you ALL the pupils who are currently eligible for FSM - some of which are also PP pupils (you are funded for) and some are flagged as FSM only

Those that are flagged with FSM only - if their FSM Entitlement Start Date is on or before the last October census date, then the school receives funding for these pupils for the current financial year. These pupils will be flagged PP after the DfE Download file is imported.

2. Find ALL the FSM (or past FSM) pupils that you are **currently funded for**

In the *General Search* screen > **Additional Info** tab > **DPP - Deprivation Pupil Premium Applies Any Year** to obtain a list of (and total for) PP pupils

3. Find ALL the pupils who are currently eligible for FSM since the last October Census to determine **additional PP funding for current/next financial year**

In the *General Search* screen > **Additional Info** tab > **Entitled to FSM = True** AND for *Pupil Premium Grant* select **DPP - Deprivation Pupil Premium Does Not Apply Any Year**

These pupils will be either be funded this financial year if their FSM start date (or entry date for new pupils if FSM) is before the last October census date (and next PP Download file will populate PP Grant information to confirm) OR

Will be funded in the following financial year if FSM Start date (or entry date) is AFTER the last October Census date.

If you perform this search in the **Administration > Speed Edit** screen, choosing **FSM Entitlement Start** under **Area**, you will be able to click **Value** to sort the FSM Entitlement dates to the more recent first. Pupils with a start date of before or on last October Census date will be included in your current financial year's PP funding allocation.

2. Service Children

General > Student Details > Additional tab

The '**Service Child Indicator**' field is where you identify a pupil whose parent(s) serve in the military. By ticking this indicator box, the field shows Yes.

A second additional field '**Service Child Indicator Source**' can also be used to confirm that this information was provided by the parent.

This situation may change and the field should be updated to No (by unticking the indicator box) if one or both parents leave military service.

Note: The PP Download file will INCLUDE Service Children pupils if they have been identified in Integris and last submitted through the October census. The Pupil Premium Grant entry will display '**SCP – Service Child Premium**'.

3. Post Looked After

This field only applies when 1. A child has been adopted following a period of looked after care where the Local Authority has acted as the 'Corporate parent' (i.e. pupil has been in LA care) AND 2. the adoptive parents have chosen to notify the school of their own accord.

The DfE notifies adoptive parents of the situation regarding additional Pupil Premium funding for their child should they wish to take this up with the school. Schools should NOT seek or contact parents for this information.

General > Student Details > Additional tab

The '**Post Looked After Arrangements**' field is where you select the type of looked after arrangement in place based on the information supplied to you by the adoptive parent(s).

Note: The PP Download file will INCLUDE Post Looked After pupils if they have been identified in Integris and last submitted through the October census. The Pupil Premium Grant entry will display '**AFC – Adopted from Care Premium**'.

4. Early Years Pupil Premium (EYPP)

This premium only applies to children in Nursery years (does not include Reception Year pupils).

The LA informs schools of pupils who are eligible and will also inform the schools as to the reasons for the EYPP eligibility.

Additional Info

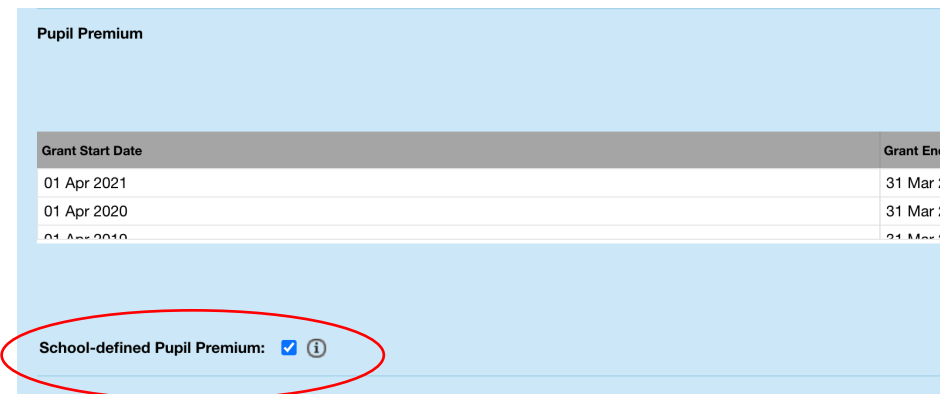
Personal	Names	Entitlement	Enrolment	Attendance	Additional	Medical	Group										
Current ▼ < > Browsing all students																	
Luce Ball (217)																	
<table border="0"> <tr> <td>Ethnicity:</td> <td>White Western European</td> </tr> <tr> <td>Ethnicity Source:</td> <td>Other (no longer a valid DfE code) ⚠</td> </tr> <tr> <td>Religion:</td> <td>Christian</td> </tr> <tr> <td>Country of Birth:</td> <td>United Kingdom</td> </tr> <tr> <td>Nationality:</td> <td>United Kingdom</td> </tr> </table>								Ethnicity:	White Western European	Ethnicity Source:	Other (no longer a valid DfE code) ⚠	Religion:	Christian	Country of Birth:	United Kingdom	Nationality:	United Kingdom
Ethnicity:	White Western European																
Ethnicity Source:	Other (no longer a valid DfE code) ⚠																
Religion:	Christian																
Country of Birth:	United Kingdom																
Nationality:	United Kingdom																
<table border="0"> <tr> <td>High Needs Top-up Funding:</td> <td>No</td> </tr> <tr> <td>Disability access fund indicator:</td> <td>No</td> </tr> <tr> <td>In Receipt of EYPP:</td> <td>No</td> </tr> <tr> <td>EYPP Basis for Funding:</td> <td>Not Specified</td> </tr> <tr> <td>2-year-old Basis for Funding:</td> <td>Not Specified</td> </tr> </table>								High Needs Top-up Funding:	No	Disability access fund indicator:	No	In Receipt of EYPP:	No	EYPP Basis for Funding:	Not Specified	2-year-old Basis for Funding:	Not Specified
High Needs Top-up Funding:	No																
Disability access fund indicator:	No																
In Receipt of EYPP:	No																
EYPP Basis for Funding:	Not Specified																
2-year-old Basis for Funding:	Not Specified																
<table border="0"> <tr> <td>Service Child Indicator:</td> <td>Yes</td> </tr> <tr> <td>Service Child Indicator Source:</td> <td>Provided by the parent / guardian / individual with parental responsibility</td> </tr> </table>								Service Child Indicator:	Yes	Service Child Indicator Source:	Provided by the parent / guardian / individual with parental responsibility						
Service Child Indicator:	Yes																
Service Child Indicator Source:	Provided by the parent / guardian / individual with parental responsibility																
<table border="0"> <tr> <td>Care Order:</td> <td>No</td> </tr> <tr> <td>Care Authority:</td> <td></td> </tr> <tr> <td>Post Looked After Arrangements:</td> <td>Not declared</td> </tr> </table>								Care Order:	No	Care Authority:		Post Looked After Arrangements:	Not declared				
Care Order:	No																
Care Authority:																	
Post Looked After Arrangements:	Not declared																

School-Defined Pupil Premium

This field can be used by the school to identify all the Pupil Premium pupils in school regardless of grant type and whether the school is in receipt of funding or not (based on the time lag between census, financial year start date and the data imported via the DfE's PP Download file).

You can also mark pupils in receipt of EYPP funding if relevant for your school.

The **School Defined Pupil Premium** indicator box can be ticked to switch on the indicator.



Pupil Premium

Grant Start Date	Grant End
01 Apr 2021	31 Mar 2
01 Apr 2020	31 Mar 2
01 Apr 2019	31 Mar 2

School-defined Pupil Premium: ⓘ

When using FIND to search for PP pupils, simply use this field (located on the **Additional Info** tab) to search for ALL of the PP pupils you have marked as PP.

Pupil Premium Funding & Census Timeline

